



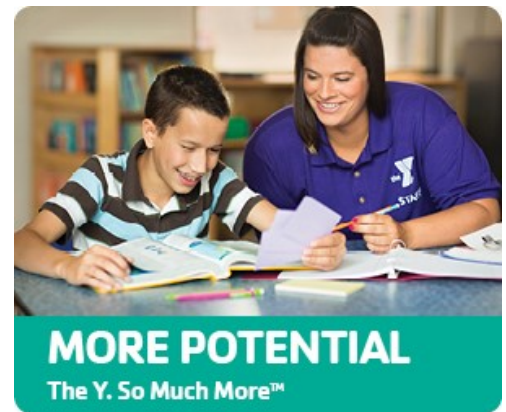
FOR YOUTH DEVELOPMENT[®]
 FOR HEALTHY LIVING
 FOR SOCIAL RESPONSIBILITY

2014 Annual Report SANFORD-SPRINGVALE YMCA

The Sanford-Springvale YMCA, a nonprofit organization, is dedicated to transforming lives and strengthening the communities we serve. We focus on developing the potential of kids, improving individual health and well-being, and giving back and supporting our neighbors. Over 9,000 children, adults and seniors walk through our doors every year. Each of their goals and needs maybe a little different, but they all leave with a stronger spirit, mind and body. **The Y. So Much More™**

YOUTH DEVELOPMENT: Nurturing the potential of every child and teen.

Children Enrolled in Kids Out Enrichment Program	375
Children Enrolled in Camp Marland	233
Children Enrolled in the Owls Preschool Program	42
Children Enrolled in Swim Lessons	575
Youth on the Titans Swim Team	130



HEALTHY LIVING: Improving our community's health and well-being.

Facility Members	6,082
Program Participants	988
Individuals in Partners in Recovery Program	9

The Y is an important employer in our communities.

Part-time Employees	110
Full-time Employees	10
Total Payroll & Benefits	\$1,293,000

SOCIAL RESPONSIBILITY: Giving back and providing support to our neighbors.

Volunteer Hours	5,014
Scholarships Provided	\$130,000
Individual Donors	156
Organization Donors	132

ORGANIZATIONAL FISCAL PROFILE

For fiscal year ending December 31, 2014

REVENUE & SUPPORT

Child Care:	\$932,100
Membership	610,600
Program Fees:	250,400
Contributed Income:	129,200
Investment Income:	102,300
Other:	8,600
Total Revenue & Support	\$2,033,200

EXPENSES

Youth Development:	\$776,300
Healthy Living:	705,000
Social Responsibility:	130,000
Total Programs:	\$1,611,300
Management:	512,000
Fundraising:	51,000
Total Expenses:	\$2,174,300

Net Decrease in Assets: (\$141,100)

KEY PERFORMANCE INDICATORS

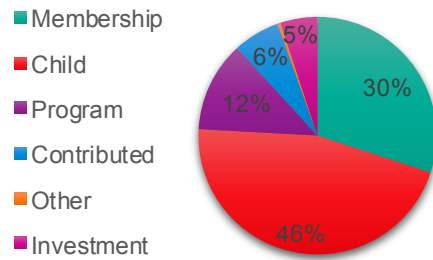
Current Ratio	1.5	Meets*
Debt Ratio	9.76	Exceeds*
Net Asset Ratio	89.75	Exceeds*
Debt-to-Net Asset Ratio	11.41	Exceeds*

* Y Benchmark

SCHOLARSHIP DOLLARS AT WORK

Kids Out Enrichment Program	\$48,600
Membership	36,000
Summer Camp	34,400
Owls Preschool	5,800
Titans Swim Team	2,700
Youth Swim Lessons	2,500
TOTAL	\$130,000

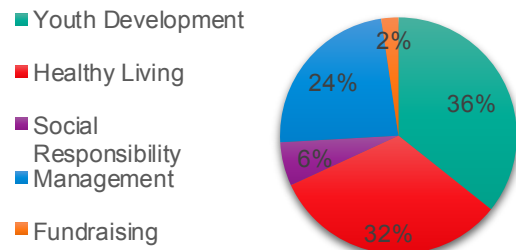
REVENUE & SUPPORT



MORE SUPPORT

The Y. So Much More™

EXPENSES



MORE CONFIDENCE

The Y. So Much More™

SCHOLARSHIPS

